









PRO luminifusion | service chart

	double cleanse	resurfacing	enhancement (optional)	deep treatment	dermal layering	home care
skin concern	<ol style="list-style-type: none"> 1. PreCleanse for first cleanse. 2. Perform Face Mapping. 3. Daily Glycolic Cleanser for the second cleanse. 	<ol style="list-style-type: none"> 1. Apply 1-2 drops of MultiVitamin Power Exfoliant to section 1 (forehead) and perform nanoinfusion with Pro Pen following the Dermalogica Technique over top. 2. Continue application MultiVitamin Power Exfoliant and nanoinfusion over top section by section. Finishing at section 18 (jawline). 3. Mix 1/2 teaspoon of Daily Microfoliant with water until frothy and apply to entire face with fan brush. Gently manipulate and remove with steam towel. Option: Use a cool, damp towel if client felt more activity during resurfacing step. 	<ol style="list-style-type: none"> 1. Directly following the Double Cleanse, apply Pro Power Eye Peel patches. 2. Begin resurfacing module with application of 1-2 drops MultiVitamin Power Exfoliant to section 1 (forehead) and perform nanoinfusion over top of the exfoliant 3. Complete sections 1-6 and then remove Pro Power Eye Peel. 4. Adjust Pro Pen to 0.2 and frequency of 1-3. Perform nanonfusion to the under-eye area. Wipe under-eye with damp esthetic wipes 6. Complete resurfacing module with application of MultiVitamin Power Exfoliant and nanonfusion to sections 7-18. Remove with Daily Microfoliant and a steam towel. 	<ol style="list-style-type: none"> 1. Apply thick layer of Light Energy Masque to entire face. 2. Proceed with LED red light therapy over the Light Energy Masque for 10 mins. 3. Remove with a warm steam towel. 	<ol style="list-style-type: none"> 1. Spritz skin with Antioxidant Hydramist. 2. Apply BioLumin-C Eye Serum followed by Dynamic Skin Recovery SPF 50. 3. Finish with a final spritz of Antioxidant Hydramist. 	<ol style="list-style-type: none"> 1. Prescribe a home care system to be used in between LuminFusion services. 2. Add other complementary product tailored to client's skin needs.
lines and wrinkles	 <p>PreCleanse Daily Glycolic Cleanser</p>	 <p>MultiVitamin Power Exfoliant Daily Microfoliant Pro Pen</p>	 <p>Pro Power Eye Peel Pro Pen</p>	 <p>Light Energy Masque</p>	 <p>Antioxidant Hydramist Dynamic Skin Recovery SPF 50 BioLumin-C Eye Serum</p>	 <p>Dynamic Skin Recovery SPF 50 Dynamic Skin Retinol Serum Phyto Nature Oxygen Cream</p>
dull skin/dehydration						 <p>BioLumin-C Serum BioLumin-C Gel Moisturizer Invisible Physical Defense SPF 30</p>
hyperpigmentation						 <p>PowerBright Dark Spot Serum PowerBright Moisturizer SPF 50 PowerBright Overnight Cream</p>