






















# PRO dermaplaning | treatment chart

Use this chart as a guide to help you plan your Pro Dermaplaning treatment along with your client's home care regimen.

skin concern	double cleanse	prep	dermaplaning	resurfacing	deep treatment	dermal layering	home care
	<p>Use <b>PreCleanse</b> for first cleanse.</p> <p>Perform Face Mapping skin analysis.</p> <p>Use skin-specific cleanser.</p>	<p>Wipe the skin with <b>One Step Prep</b> or <b>Post Extraction Solution</b> to ensure any excess oils have been removed.</p>	<p>Apply gloves and perform dermaplaning technique.</p>	<p>After dermaplaning, if the skin can tolerate further exfoliation, proceed with professional resurfacing with <b>Daily Milkfoliant</b>.</p>	<p>Apply a skin-specific Professional Serum. Follow with an application of <b>Light Energy Masque</b>.</p> <p>Modality Option: Add in LED over professional serum with <b>Light Energy Masque</b>.</p>	<p>Apply skin specific toner. Apply <b>Pro Restore</b>.</p> <p>Finish with a skin specific moisturizer and <b>Invisible Physical Defense SPF 30</b>.</p>	<p>Prescribe a customized home care system tailored to the client's skin care needs.</p>
dull skin/ dehydration	 <p><b>PreCleanse Special Cleansing Gel</b></p>	 <p><b>One-Step Prep or Post Extraction Solution</b></p>	 <p>Small amount of <b>PreCleanse</b>, followed by dermaplaning technique</p>	 <p><b>Daily Milkfoliant</b> + Power Up: <b>Exfoliant Accelerator 35</b> - Power Down: Omit Resurfacing</p>	 <p><b>Pro Restore</b> or <b>Hyaluronic Acid IonActive Serum</b> <b>Light Energy Masque</b></p>	 <p><b>Multi-Active Toner</b> <b>Skin Smoothing Cream</b> <b>Invisible Physical Defense SPF 30</b></p>	 <p><b>BioLumin-C Serum</b> <b>BioLumin-C Gel Moisturizer</b> <b>Invisible Physical Defense SPF 30</b></p>
hyperpigmentation	 <p><b>PreCleanse Special Cleansing Gel</b></p>	 <p><b>One-Step Prep or Post Extraction Solution</b></p>	 <p>Small amount of <b>PreCleanse</b>, followed by dermaplaning technique</p>	 <p><b>Daily Milkfoliant</b> + Power Up: <b>Exfoliant Accelerator 35</b> - Power Down: Omit Resurfacing</p>	 <p><b>Pro Restore</b> or <b>PowerBright IonActive Serum</b> <b>Light Energy Masque</b></p>	 <p><b>Multi-Active Toner</b> <b>Skin Smoothing Cream</b> <b>Invisible Physical Defense SPF 30</b></p>	 <p><b>Power Bright Dark Spot Serum</b> <b>PowerBright Moisturizer SPF 50</b> <b>PowerBright Overnight Cream</b></p>
lines and wrinkles	 <p><b>PreCleanse Skin Resurfacing Cleanser</b></p>	 <p><b>One-Step Prep or Post Extraction Solution</b></p>	 <p>Small amount of <b>PreCleanse</b>, followed by dermaplaning technique</p>	 <p><b>Daily Milkfoliant</b> + Power Up: <b>Exfoliant Accelerator 35</b> - Power Down: Omit Resurfacing</p>	 <p><b>Pro Restore</b> <b>Light Energy Masque</b></p>	 <p><b>Antioxidant HydraMist</b> <b>Intensive Moisture Balance</b> <b>Invisible Physical Defense SPF 30</b></p>	 <p><b>Smart Response Serum</b> <b>Super Rich Repair</b> <b>Dynamic Skin Recovery SPF 50</b></p>