











PRO bright | treatment chart

	double cleanse	resurfacing	deep treatment	dermal layering	home care
skin concern	<p>1. Apply PreCleanse to damp aesthetic wipes. Wipe over skin to remove debris.</p> <p>2. Perform a brief Face Mapping skin analysis.</p> <p>3. Dispense Special Cleansing Gel Cleanser into a cup with Daily Microfoliant and mix with a small amount of water. Apply with a fan masque brush, cleanse and remove.</p> <p>Cleansing alternatives:</p> <p>+Power up: Skin Resurfacing Cleanser with Daily Microfoliant</p> <p>-Power down: UltraCalming Cleanser with Daily Microfoliant</p>	<p>1. With gloved hands, apply One-Step Prep to the skin.</p> <p>2. Next apply 1-2 layers of UltraBright Peel.</p> <p>3. Finish by applying the Neutralizing Solution and remove with damp cotton or aesthetic wipes.</p> <p>Resurfacing alternatives:</p> <p>+Power up: UltraBright Peel layered with Advanced Renewal Peel</p> <p>-Power down: Exfoliant Accelerator 35 mixed with Daily Microfoliant</p>	<p>1. Apply a small amount of BioLumin-C Pro Serum or PowerBright IonActive Serum.</p> <p>2. Next apply Conductive Masque Base with a fan masque brush.</p> <p>Modality options: microcurrent or other product penetration device</p> <p>Deep Treatment alternatives:</p> <p>+Power up: MultiVitamin Power Recovery Masque</p> <p>-Power down: Clinical Oatmeal Masque</p>	<p>1. Spritz skin-specific toner.</p> <p>2. Apply a small amount of BioLumin-C Pro Serum or ProBright IonActive Serum</p> <p>Modality options: microcurrent or product penetration device.</p> <p>3. Finish the treatment with BioLumin-C Gel Moisturizer followed by Invisible Physical Defense SPF 30.</p>	<p>1. Prescribe a home care system to be used between Pro Bright skin treatments.</p> <p>2. Add other complementary product tailored to client's skin needs.</p>
lacklustre and dull skin	 <p>PreCleanse Special Cleansing Gel Daily Microfoliant</p>	 <p>One-Step Prep UltraBright Peel Neutralizing Solution</p>	 <p>BioLumin-C Pro Serum Conductive Masque Base</p>	 <p>BioLumin-C Pro Serum BioLumin-C Gel Moisturizer Invisible Physical Defense SPF 30</p>	 <p>BioLumin-C Serum BioLumin-C Gel Moisturizer BioLumin-C Eye Serum</p>
hyperpigmentation Sun spots Age spots Melasma Post inflammatory hyperpigmentation	 <p>PreCleanse Special Cleansing Gel Daily Microfoliant</p>	 <p>One-Step Prep UltraBright Peel Neutralizing Solution</p>	 <p>PowerBright IonActive Serum Conductive Masque Base</p>	 <p>PowerBright IonActive Serum BioLumin-C Gel Moisturizer Invisible Physical Defense SPF 30</p>	 <p>PowerBright Dark Spot Serum PowerBright Moisturizer SPF 50 PowerBright Overnight Cream</p>